

THE DAI ICHI

GAZETTE



DAI ICHI BONSAI KAI

Serenity through Bonsai

第一分盆栽會
盆中平穩



DAI ICHI BONSAI KAI

2019 BOARD OF DIRECTORS

Jason Saito

President

Newsletter / Website / Social Media

Doyle Saito

1st Vice President

Program Chair

Robert King

2nd Vice President

John van de Wouw

Show Chair

Past President

CJ Levinstein

Membership Chair

Treasurer

Joan Shiozaki

Corresponding Secretary

Judy Unrine

Recording Secretary

Historian

Shirley Floresca

Fundraising Chair

Carol Takahashi

Librarian

Kevin Sweeney

Benefit Drawing Chair

Barry Miller

Hospitality

Club Photographer

Dan Sawada

Publicity

CLUB FOUNDERS

Leila Kusumi

Co-Founder | Sensei

Jim Tatsukawa

Co-Founder | Sensei



PRESIDENT'S MESSAGE

It's been a busy year thus far, with some great shows, demos and activities. Last month's SoCal tour of Elsa Boudouri was very well received at every club she visited. We are truly fortunate to have access to world class bonsai artists who bring fresh perspectives to the art of bonsai. Our gratitude goes out to California Bonsai Society for making a lot of this possible.

Our demonstrator this month will be Will Badelle, making a return visit from the UK to bring us another round of creative carving lessons. His technique and skills are very much in demand,

and he is kind enough to drop by DIBK for a workshop and demonstration. We still have a couple of workshop spots left, so if you'd like to learn how to carve like a master, make sure you sign up ASAP.

One of the more popular events at Bonsai-A-Thon, is the beginners workshop. They are a wonderful opportunity to expose the art of bonsai to the public. Attendees run the gamut from kids to retirees, and they all have one thing in common; enthusiasm and an eagerness to learn. Seeing the joy in a child or parent's face as they learn is a wonderful thing to experience.

As one of our club's missions, we also strive to share our knowledge with others through our meetings, workshops and shows. We strongly encourage our members to get involved in sharing our passion with others. If you have family or friends that might be interested, please encourage them to check us out. We have a supply of brochures that you could take and hand out to anyone that's interested. If you've never volunteered to teach a beginners workshop, please do so.

The joy and feeling of sharing is infectious.

Our 34th Annual show “Serenity through Bonsai” is just around the corner, and this year’s exhibition is shaping up to be our best yet. We strongly encourage every member to show a tree. You will be receiving the exhibition forms soon, so start thinking about what tree you wish to show. If you need help with your display, bring your tree and accents to our monthly workshop, and we can assist you with your display.

We’ll also need people to help us with the show, so if you can, please let John or Doyle know. We’ll also have food signup sheets for the reception at the next couple of meetings.

Live. Love. Grow.

Jason Saito
Jason Saito



**DAI ICHI
BONSAI KAI**

Serenity through Bonsai



34th ANNUAL BONSAI EXHIBIT & SALE

May 4 and 5, 2019
Ken Nakaoka Community Center • 1670 W. 162nd St., Gardena







**EXHIBITION | DEMONSTRATIONS | SALES | RAFFLES
AUCTION | BEGINNER'S WORKSHOP | RECEPTION**

Novice to master exhibitors, daily demonstrations and drawings, bonsai plants, tools, and accessories on sale throughout the show. Free admission and parking.

SATURDAY • MAY 4
10:00am - 4:00pm **Show & Sales Area Open**
10:30am **Beginner's Hands-on Workshop**
(Free to first 15, first-time participants only)
1:00pm **Mike Pistello - Bonsai Demonstration**
6:00pm **Private Dinner Reception**
(SoCal bonsai club members are welcome)
8:00pm **DIBK Club Auction**

SUNDAY • MAY 5
10:00am - 3:00pm **Show & Sales Area Open**
1:00pm **Mr. Frank Goya, Saikel Demonstration**

For more info, call Doyle Saito at
(310) 539-9265 or visit bit.ly/DIBK-FB



It's time to renew your ANNUAL CLUB MEMBERSHIP

Individual Membership
\$25.00 per year

Family Membership
\$35.00 per year

Your dues enable the club to present activities such as our annual show, guest demonstrations, workshops, the *Dai Ichi Gazette*, club library, as well as refreshments and club raffles and events.

You can pay your dues in person at the next club meeting, or by mailing your check to:

CJ Levinstein
827 East Marshall Place
Long Beach, CA 90807

Or pay online via PayPal:
daiichibonsaikai.com/membership



IN THIS ISSUE

4 ELSA BOUDOURI
Demo Coverage

9 BONSAI-A-THON
Event Coverage

16 DIBK WORKSHOP
Coverage



ELSA BOUDOURI:

ART with VISION & PASSION.

For thousands of years the art of the ancient Greeks has been held up as the yardstick by which later art is judged. It has shaped our ideas of what perfection should look like, and that tradition continues to this very day.

Born and raised in Northern Greece, Elsa Boudouri was first exposed to bonsai at the young age of 14. "I saw a little tree in a rectangular blue pot at a florist's and fell in love with it, as it almost gave me the feeling of looking at a bigger tree in nature. I bought it at once, but it died soon after I brought it home. However, I kept that little rectangular pot and treasured it for almost 14 years as if it were made of gold.

"At that time, bonsai was not known in Greece. You would sporadically see some commercial bonsai in flower shops, but that was all! There was no information, no internet, no books, not even the knowledge that "bonsai" is not a species, but a term. There were a few people that knew about the art due to the fact that they spent some years abroad, but the art itself was not known in Greece."

“We have to think as artists. We impose our ideas on the tree... it's a connection between the artist and the tree, and the tree has to tell our story.”



Only after Elsa finished her studies, and her family moved to a house on a mountain outside of a little village, did her passion for nature begin to fully mature and blossom. With four acres of lush wilderness at her disposal, she began her self-taught journey into cultivating and experimenting, in order to recreate nature at a smaller scale. “I got to know firsthand many species, both Mediterranean and from abroad, but all very wrong material to produce good bonsai results. At that time, I began searching the internet, studying articles and watching videos day and night. However, These horticultural experiences did teach me a lot, and I still cultivate these species to this day as a tribute to their gift, and their willingness to live and grow, just as I have.”


Since then, Elsa has come a long way, becoming an important and shining light in bonsai. She established the Bonsai Club of Thessaloniki, Greece, and has taught the art of bonsai in many individual and group workshops. She has organized and judged various exhibitions around the world, including, the Festival Run Thessaloniki II of Mangatellers and the Greek-Japanese culture, and the Official Bonsai Exhibitions in Thessaloniki, Greece.

In 2016, She won 2nd place in the international bonsai competition, Black Scissors Bonsai Styling Video Contest - Lithuania.

Ms. Boudouri also has appeared and demonstrated in exhibitions around the world, including the Festival of Arcobonsai in Italy, Trofeo Bonsai & Suiseki Emporio Agrario of Mimmo Abate in Torregrotta Sicily, and the 4th Zhongguo Feng Penjing Exhibition in China.

She also publishes her blog called Bonsai Cosmos, where she shares her work, as well as on her YouTube channel where she guides many bonsai lovers, both from Greece and abroad.

Elsa currently lives and studies with her teacher Enrico Savini (Bologna-Italy) and his Progetto Futuro European Bonsai School.



Elsa started out the demo by choosing between two old growth nursery stock prostratas sourced by Doyle Saito. The chosen tree had a fat, juicy 3” trunk, as well as good structure with nice movement and taper throughout. The perfect candidate for a Greek makeover.

She kicked off the demo talking about selecting the front of the tree. “We want to find an angle where the *nebari* is at its largest, which gives it a sense of strength and age. It also has to do with the movement. You want to choose an angle where the movement is not boring, and also helps to lead the viewer’s eye up the tree in a naturalistic way.

Branch placement is also something to consider. If the branches come toward you, it imparts a welcoming feeling from the tree, as well as age and perspective. When you look at a tall tree from afar, you see the overall direction of the tree, but when you get up close, you then see the actual proportions, where the subtle movements can be recognized. Looking up at the tree from the ground, you now see the trunk which appears larger, and the exaggerated taper from that different vantage point. All of the branches now seem to reach out to embrace you. All of these elements together combine to tell you a story of strength and age, and that is the story we want to tell.”

Branch selection was next. The goal here is to eliminate branches that distract from the overall design. The larger branches were the first to go. There were several old and thick branches that were far too big, and low, to create a consistent taper throughout the

“I take note of what
the tree is saying to me,
and my styling decisions
are based on that.
We talk.
We have this
conversation
the tree and me”
;)”

tree, so they had to go. “As I eliminate these branches, what I am actually doing is allowing the viewer to see the movement and taper of the tree. They were hiding... stealing actually, from the movement of the tree, so now you can see it more clearly. I’m helping the viewer to notice things. Bonsai is actually the art of illusion. We create illusions. We are illusionists.”

Styling comes next. In anticipation of bending some medium sized branches, Elsa prepared raffia to assist in the heavy bends needed to accomplish her vision. “Raffia is a dried grass that we use to protect the branches when doing heavy bending. Always use raffia wet, and hot water works best for expanding the fibers



and opening up the strands to give better support.” Taking a tied, wet bundle of raffia, she then began whipping them against the ground to get the excess water off. “When you hit them against the ground, the thinner folded strips will get softer and spread apart, which helps it to wrap tighter and to better embrace the branch that you’re wrapping.”

Elsa then began wrapping the strands around the trunk tightly. The tightness makes the raffia work like a compression bandage, keeping the branch solid as the bends are created, which lessens the possibility of the branch cracking under stress. When she reached her first branch, she split the raffia bundle in two,

then proceeded to wrap the trunk, and the branch, in the same direction.

Regarding the styling of the tree, Elsa noted, “I usually have a good idea what direction I want the tree to go. I take note of what the tree is saying to me, and my styling decisions are based on that. We talk. We have this conversation the tree and me ;).”

It is normal, however, to change your styling direction based on how the tree grows, and your vision for the tree *at that time*. It never stops growing and is constantly evolving, and sometimes upon reflection you see a better alternative to the initial direction.”



“It’s very important to study a tree before you begin, to see where the weaknesses and strengths are. In this way, you are guided when making important styling decisions.”

“I don’t have a favorite style of tree. I don’t particularly care about styles, I care about what the tree is telling me. When I see certain elements on a tree, I respect that no matter what style it is.

“In the same way as I wrapped the raffia, I will wrap the wire. Normally, I like to use black tape over the raffia as it gives much better support for the branches.

“It’s very important to study a tree before you begin, to see where the weaknesses and strengths are. In this way, you are guided when making important styling decisions.

“When making big bends, it’s important to go slow, pay attention, and to be reserved in

what we do. Respect the tree, always. If we force the tree to what we envision the final tree to be, we will have a dead tree, and this is not what we want. If I try to create the final bend all at once, it will break. When I bend a branch, I’ll make the bend, and bit by bit, I’ll bend it more. This allows the tree to gradually open its fibers, to stretch, and to be more receptive to the bend. Depending on the severity of the bend, sometimes it will be accomplished over a few days’ time.

“I prefer using solid organic fertilizer. I put it into bags in spring when they start to push. A good idea is to use fabric gift bags, or even women’s socks cut down to hold the fertilizer.”



Thanks to Barry Miller for filming the Facebook Live stream.



ELSA BOUDOURI DEMO



Elsa did a fantastic job sharing her knowledge, skills, and ideas with clubs throughout Southern California. The tree came out fantastic and we want to thank Elsa for taking the time out of her busy schedule, to make her first trip to the United States a learning experience for us all. Come visit us again soon. The cheeseburgers are calling you. ;)

Special thanks also go out to Bob Pressler, and the California Bonsai Society's Visiting Artists Program, for making this learning experience possible.

Congratulations go out to Kevin Sweeney, who was the lucky raffle winner of Elsa's demo tree.

Follow Elsa on social media:

Bonsai Cosmos

www.bonsaicosmos.blogspot.com

Elsa's YouTube channel:

<https://bit.ly/2EGistj>




Dai Ichi Bonsai Kai was live.

Published by Jason Saito [?] · February 15 at 7:08 PM · 🌐

Follow Elsa at: <https://bonsaicosmos.blogspot.com>

Subscribe to Elsa's YouTube channel at:

<https://www.youtube.com/channel/UCq11tfM-cVg2FmrJIZJh4tQ>



Watch Elsa's full demo at

<https://www.facebook.com/DaiIchiBonsai/videos/>



BONSAI-A-THON

The Golden State Bonsai Federation's annual Bonsai-A-Thon has grown into one of Southern California's largest and most anticipated bonsai events, and this year's show was no exception. Attendance was brisk as enthusiasts gathered from all over to enjoy the demos, sales, auctions, raffles and exhibits. There were also beginning workshops for children and adults, which were both well attended. The vendors were plentiful many items were offered for sale.

Bonsai-A-Thon continues to be a popular start to Southern California's bonsai show season. Let's take a look at the event.



TOM VUONG | Japanese Black Pine



BOB PRESSLER | Cedar Elm

G S B F B O N S A I - A - T H O N

CAROL UPSTON | Chinese Elm



EXHIBIT

KATHY BENSON | Flowering Plum



MICHAEL JONAS
Shimpaku Tanuki

PETER MACASIEB
Satsuki, Black Pine,
Eleagnus, Chinese Elm,
Korean Hornbeam,
Japanese Quince.





BEGINNERS
WORKSHOP



G S B F B O N S A I - A - T H O N



DEMOS

Watch the Sunday round robin demo with Cheryl Manning, Kathy Benson, Frank Goya, Bob Hilvers, and Jim Barrett, along with other Bonsai-A-Thon videos at:

<https://www.facebook.com/DailchiBonsai>



GSBF **BONSAI-A-THON**




RAFFLE/AUCTION AND SALES





V E N D O R S





Enjoy a behind the scenes tour with Ted Matson of the GSBF Huntington collection, as well as a Bonsai-A-Thon walkthrough with Barry Miller at: <https://www.facebook.com/DaiIchiBonsai>



Next workshop
Saturday, March 16
GARDENA

DIBK MEMBERS WORKSHOP

Photos by Shirley and Fred Floresca



We are still in repotting and styling season, so if you have trees to work on, contact Doyle or Allan to sign up for the next session on March 16th!



DIBK MASTER SERIES WORKSHOP

PROUDLY PRESENTS

WILL BADDELEY

Advanced Carving Workshop



FRIDAY, MARCH 15, 2019

9:00AM – 2:00PM

GARDENA, CA

\$125 members • \$150 non members*

Returning to DIBK is UK based bonsai artist Will Baddeley. In this workshop, Mr. Baddeley will guide you through utilizing the tools and teaching the proper techniques to create natural, and realistic looking deadwood on your bonsai material.

Seating for this workshop will be limited, and will be chosen on a first come, first served basis, so RSVP today! Seats are reserved upon receipt of payment.

For more information and to reserve your spot please email doylesaito@yahoo.com.

* Price includes \$25 DIBK membership for the year.



After the workshop, feel free to attend the Dai Ichi Bonsai Kai meeting at 7pm, where Will is going to present an in-depth demonstration of the carving techniques covered in the workshop.



WILL BADDELEY CARVING DEMO

MARCH 15, 2019

Returning to DIBK in March is internationally acclaimed bonsai artist, Will Baddeley. Will has been creating trees for over 20 years, and is known for his naturalistic carving skills, and working with native trees and traditional species. Although heavily influenced by Colin Lewis and Kev Willson, he is pretty much self taught.

Mr. Baddeley will be demonstrating advanced techniques in deadwood tree carving. If you missed Will's demo last year, or are signed up for his Master Series carving workshop, you won't want to miss this demonstration!

UPCOMING

All events are tentative and subject to change.

APRIL 2019 | **ALEX MARTINEZ**
Shimpaku Pruning

MAY 2019 | **TOMOHIRO MASUMI (JAPAN)**
Advanced Shohin Techniques

JUNE 2019 | **JASON SAITO**
Ishitsuki Demonstration

EVENTS

March 23 - 24, 2019

California Bonsai Society Show

The Huntington Library and Botanical Gardens
1151 Oxford Road

Hours: 10:00 AM – 4:30 PM

Demonstration Saturday at 11 AM will feature the reconstructing of John Naka's Goshin III. Admission fee to enter Huntington Library and Gardens.

For more information visit:
www.californiabonsaisociety.com

April 27-28, 2019

San Diego Bonsai Club 54th Annual Spring Show

Casa del Prado, Room 101, Balboa Park.

Hours: 10:00 AM – 4:30 PM

Amazing Bonsai will be on display. Bonsai of various sizes and species as well as other bonsai-related items will be for sale by club members at attractive prices. Open to the public and admission is free.

For more information visit:
www.sandiegobonsaiclub.com

May 4-5, 2019

Serenity through Bonsai Dai Ichi Bonsai Kai Exhibition and Sale

Ken Nakaoka Community Center

1670 W. 162nd Street, Gardena

Hours: 10:00 AM – 4:30 PM

Novice to master exhibitors, daily demonstrations and drawings, bonsai plants, tools, and accessories on sale throughout the show. Free admission and parking.

For more information visit:
www.daiichibonsaikai.com

May 19, 2019

Sansui Kai Annual Bonsai Show

Japanese Garden

6100 Woodley Ave

Hours: 10:00 AM – 4:30 PM

Demonstration at 1pm. For more information:
Steve Riley at tonapahal1953@gmail.com

For more event information, please visit
bit.ly/GSBF-MoreEvents

GRATITUDE

*Thank you to all of the members who contributed.
The club truly appreciates your generosity and giving spirit.*

Benefit Drawing Contributors

Gary Ishii/Chikugo-En, Michael Reindel,
Kajikawa Family, Oneda Family,
Doyle Saito, Shirley Floresca, Keith Waters,
South Bay Bonsai, Michael Izumoto,
Eliissa Hoxie

Refreshment Contributors

Allan Sugimura, Doyle Saito, Fred Floresca,
Joan Shiozaki, Yumi & Louis Carrillo

Please remember to sign the contribution sheet so that we may acknowledge your generosity.

Special thanks to

Elsa Boudouri, California Bonsai Society, GSBF, Ted Matson, and Fred & Shirley Floresca
for their contributions to this issue of the DIBK Gazette.

ABOUT DAI ICHI BONSAI KAI

Dai Ichi Bonsai Kai ("Number One" Bonsai Club) was established in January, 1986.

Our club is dedicated to promoting the art of bonsai, and takes great pride in its family-oriented character.

The club meets on the third Friday of each month at the Ken Nakaoka Community Center, 1670 W. 162nd St., Gardena, at 7:00 P.M. Each meeting features a bonsai demonstration, benefit drawing and the public is welcome.

www.daiichibonsaikai.com

***Please feel free to forward this publication to friends, family
or anyone with an appreciation for bonsai.***

Do you have any comments, questions, or submissions? If so, please contact:
Jason Saito ph 310.909.4598 | email jason@zenpalace.com